

## Fall Enrollment 2022-23

Institution: University of Florida-Online (484473)

User ID: 88G4439

## Overview

### Fall Enrollment Overview

The Fall Enrollment component collects student enrollment counts by level of student, enrollment status, gender and race/ethnicity. In addition, first-time students' fall-to-fall retention rates and the student-to-faculty ratio are collected. Enrollment by age is required in odd-numbered years, and enrollment by residence of first-time undergraduates is required in even-numbered years.

Institutions operating on a traditional academic year calendar (semester, trimester, quarter, or 4-1-4) report Fall enrollment as of the institution's official fall reporting date or October 15. Institutions operating on a calendar that differs by program or that enrolls students on a continuous basis (referred to as program reporters) report Fall enrollment as students enrolled any time during the period August 1 and October 31.

### Data reporting reminders:

- Report data to accurately reflect the time period corresponding with the IPEDS survey component, even if such reporting is seemingly inconsistent with prior year reporting.
- Part B, Enrollment of students by age, is optional this year.
- Part C, Residence of first-time degree/certificate-seeking undergraduates, is required this year.
- For reporting students studying in consortium agreements, please refer to the Resource page at <https://nces.ed.gov/ipeds/report-your-data/data-tip-sheet-reporting-data-consortium-institutions>.

### Changes in reporting:

The following changes were implemented for the 2022-23 data collection period:

- The "Nonresident alien" terminology has been changed to "U.S. Nonresident" but should include the same category of students.
- A question about gender has been added after Part A – Fall Enrollment Summary to collect information about students for whom gender does not fit the binary gender (Men/Women) categories provided. **Institutions should still allocate those students to the Men/Women categories in other screens of the survey component at this time.** New FAQs have been added to help institutions with this reporting.
- References to summer term were changed to summer session.
- FAQ #8 on consistent reporting of EF, E12, and OM has been updated for clarification.

### Resources:

- To download the survey materials for this component: [Survey Materials](#)
- To access your prior year data submission for this component: [Reported Data](#)

If you have questions about completing this survey, please contact the **IPEDS Help Desk at 1-877-225-2568**.

Institution: University of Florida-Online (484473)

### Part Selection

Completion of Part B (Enrollment of Students by Age) is optional this year.

**Do you wish to complete Part B this year?**

If you select 'Yes', you will be expected to complete the Part B screens.

If you select 'No', you will skip Part B.

- No, I will not complete Part B
- Yes, I will complete Part B

Institution: University of Florida-Online (484473)

User ID: 88G4439

Fall Enrollment - CIP CODE Selection

Indicate which of the following fields of study are offered by your institution. In addition to reporting total undergraduate and graduate fall enrollments every year, in even-numbered years you are to report the subset of enrollments that fall within each of the CIP codes listed below.

Fields for which enrollment was reported for Fall 2020 have already been checked; please make sure all listed fields that are offered by your institution are checked.

Note: CIP codes listed below may not reflect all fields of study offered by your institution, therefore the subset of enrollments by CIP codes selected may not sum to your institution's total fall enrollment.

UNDERGRADUATE AND GRADUATE FIELDS	
<input checked="" type="checkbox"/>	13.0000 – Education
<input checked="" type="checkbox"/>	<input type="checkbox"/> 14.0000 – Engineering
<input checked="" type="checkbox"/>	26.0000 – Biological and Biomedical Sciences
<input checked="" type="checkbox"/>	<input checked="" type="checkbox"/> 27.0000 – Mathematics
<input checked="" type="checkbox"/>	40.0000 – Physical Sciences
<input checked="" type="checkbox"/>	52.0000 – Business, Management, Marketing, and Related Support Services
<input type="checkbox"/>	None of the above

Yes, I confirm that I reviewed the fields of study are offered by my institution above.

You may use the box below to provide additional context for the data you have reported above. Context notes will be posted on the College Navigator website. Therefore, you should write all context notes using proper grammar (e.g., complete sentences with punctuation) and common language that can be easily understood by students and parents (e.g., spell out acronyms).

Part A - Fall Enrollment for Full-Time Undergraduate Students

Enrollment as of the institution's **official fall reporting date** or as of **October 15, 2022**

Full-time Undergraduate Students

Reporting Reminders:

- Report Hispanic/Latino individuals of any race as Hispanic/Latino
- Report race for non-Hispanic/Latino individuals only
- Even though Teacher Preparation certificate programs may require a bachelor's degree for admission, they are considered subbaccalaureate undergraduate programs, and students in these programs are undergraduate students.

**Men**

Enrolled for <u>credit</u>	Degree/certificate-seeking			Total degree/certificate-seeking	Non-degree/ non-certificate-seeking	Total, <u>Full-time</u> <u>undergraduate</u> students
	First-time	Non-first-time				
		Transfer-in	Continuing/ Returning			
<u>U.S. Nonresident</u>	2	1	5	8		8
<u>Hispanic/Latino</u>	99	42	185	326		326
<u>American Indian or Alaska Native</u>				0		0
<u>Asian</u>	31	5	37	73		73
<u>Black or African American</u>	3	6	31	40		40
<u>Native Hawaiian or Other Pacific Islander</u>	1			1		1
<u>White</u>	225	62	398	685		685
Two or more races	25	9	30	64		64
<u>Race and ethnicity unknown</u>	6	2	14	22		22
<b>Total men</b>	<b>392</b>	<b>127</b>	<b>700</b>	<b>1,219</b>	<b>0</b>	<b>1,219</b>
<b>Total men prior year</b>	<b>525</b>	<b>145</b>	<b>486</b>	<b>1,156</b>		<b>1,156</b>

**Women**

Enrolled for <u>credit</u>	Degree/certificate-seeking			Total degree/certificate-seeking	Non-degree/ non-certificate-seeking	Total, <u>Full-time</u> <u>undergraduate</u> students
	First-time	Non-first-time				
		Transfer-in	Continuing/ Returning			
<u>U.S. Nonresident</u>	2	4	5	11		11
<u>Hispanic/Latino</u>	106	50	172	328		328
<u>American Indian or Alaska Native</u>			3	3		3
<u>Asian</u>	26	9	30	65		65
<u>Black or African American</u>	6	4	31	41		41
<u>Native Hawaiian or Other Pacific Islander</u>		1		1		1
<u>White</u>	238	102	392	732		732
Two or more races	22	8	49	79		79
<u>Race and ethnicity unknown</u>	8	6	21	35		35
<b>Total women</b>	<b>408</b>	<b>184</b>	<b>703</b>	<b>1,295</b>	<b>0</b>	<b>1,295</b>
<b>Total women prior year</b>	<b>454</b>	<b>178</b>	<b>666</b>	<b>1,298</b>		<b>1,298</b>

<b>Grand total (men+women)</b>	<b>800</b>	<b>311</b>	<b>1,403</b>	<b>2,514</b>	<b>0</b>	<b>2,514</b>
<b>Grand total (men+women) prior year</b>	<b>979</b>	<b>323</b>	<b>1,152</b>	<b>2,454</b>		<b>2,454</b>

Institution: University of Florida-Online (484473)

Part A - Fall Enrollment for Full-Time Undergraduate Students: CIP CODE:13.0000

Enrollment as of the institution's **official fall reporting date** or as of **October 15, 2022**

CIP CODE: 13.0000 – Education

Full-time undergraduate students

- Report Hispanic/Latino individuals of any race as Hispanic/Latino
- Report race for non-Hispanic/Latino individuals only

**Men**

Enrolled for <u>credit</u>	Degree/certificate-seeking			Total degree/certificate-seeking	Non-degree/ non-certificate-seeking	Total, Full-time <u>undergraduate</u> students
	First-time	Non-first-time				
		Transfer-in	Continuing/ Returning			
U.S. Nonresident	<input type="text"/>	<input type="text"/>	<input type="text"/>	0	<input type="text"/>	0
Hispanic/Latino	<input type="text"/>	<input type="text"/>	3	3	<input type="text"/>	3
American Indian or Alaska Native	<input type="text"/>	<input type="text"/>	<input type="text"/>	0	<input type="text"/>	0
Asian	1	<input type="text"/>	<input type="text"/>	1	<input type="text"/>	1
Black or African American	<input type="text"/>	<input type="text"/>	<input type="text"/>	0	<input type="text"/>	0
Native Hawaiian or Other Pacific Islander	<input type="text"/>	<input type="text"/>	<input type="text"/>	0	<input type="text"/>	0
White	2	<input type="text"/>	2	4	<input type="text"/>	4
Two or more races	1	<input type="text"/>	1	2	<input type="text"/>	2
Race and ethnicity unknown	<input type="text"/>	<input type="text"/>	<input type="text"/>	0	<input type="text"/>	0
<b>Total men</b>	<b>4</b>	<b>0</b>	<b>6</b>	<b>10</b>	<b>0</b>	<b>10</b>

**Women**

Enrolled for <u>credit</u>	Degree/certificate-seeking			Total degree/certificate-seeking	Non-degree/ non-certificate-seeking	Total, Full-time <u>undergraduate</u> students
	First-time	Non-first-time				
		Transfer-in	Continuing/ Returning			
U.S. Nonresident	<input type="text"/>	<input type="text"/>	<input type="text"/>	0	<input type="text"/>	0
Hispanic/Latino	1	3	6	10	<input type="text"/>	10
American Indian or Alaska Native	<input type="text"/>	<input type="text"/>	<input type="text"/>	0	<input type="text"/>	0
Asian	<input type="text"/>	1	<input type="text"/>	1	<input type="text"/>	1
Black or African American	<input type="text"/>	<input type="text"/>	4	4	<input type="text"/>	4
Native Hawaiian or Other Pacific Islander	<input type="text"/>	1	<input type="text"/>	1	<input type="text"/>	1
White	7	9	16	32	<input type="text"/>	32
Two or more races	1	<input type="text"/>	2	3	<input type="text"/>	3
Race and ethnicity unknown	<input type="text"/>	<input type="text"/>	4	4	<input type="text"/>	4
<b>Total women</b>	<b>9</b>	<b>14</b>	<b>32</b>	<b>55</b>	<b>0</b>	<b>55</b>

<b>Grand total (men+women)</b>	<b>13</b>	<b>14</b>	<b>38</b>	<b>65</b>	<b>0</b>	<b>65</b>
Grand total (men+women) 2020-21	8	17	30	55		55

Institution: University of Florida-Online (484473)

Part A - Fall Enrollment for Full-Time Undergraduate Students: CIP CODE:26.0000

Enrollment as of the institution's **official fall reporting date** or as of **October 15, 2022**

CIP CODE: 26.0000 – Biological and Biomedical Sciences

Full-time undergraduate students

- Report Hispanic/Latino individuals of any race as Hispanic/Latino
- Report race for non-Hispanic/Latino individuals only

**Men**

Enrolled for <u>credit</u>	Degree/certificate-seeking			Total degree/certificate-seeking	Non-degree/ non-certificate-seeking	Total, Full-time <u>undergraduate</u> students
	First-time	Non-first-time				
		Transfer-in	Continuing/ Returning			
U.S. Nonresident	<input type="text"/>	<input type="text"/>	<input type="text"/>	0	<input type="text"/>	0
Hispanic/Latino	<input type="text"/>	1	2	3	<input type="text"/>	3
American Indian or Alaska Native	<input type="text"/>	<input type="text"/>	<input type="text"/>	0	<input type="text"/>	0
Asian	1	<input type="text"/>	<input type="text"/>	1	<input type="text"/>	1
Black or African American	<input type="text"/>	<input type="text"/>	1	1	<input type="text"/>	1
Native Hawaiian or Other Pacific Islander	<input type="text"/>	<input type="text"/>	<input type="text"/>	0	<input type="text"/>	0
White	6	<input type="text"/>	7	13	<input type="text"/>	13
Two or more races	<input type="text"/>	1	1	2	<input type="text"/>	2
Race and ethnicity unknown	<input type="text"/>	<input type="text"/>	<input type="text"/>	0	<input type="text"/>	0
<b>Total men</b>	<b>7</b>	<b>2</b>	<b>11</b>	<b>20</b>	<b>0</b>	<b>20</b>

**Women**

Enrolled for <u>credit</u>	Degree/certificate-seeking			Total degree/certificate-seeking	Non-degree/ non-certificate-seeking	Total, Full-time <u>undergraduate</u> students
	First-time	Non-first-time				
		Transfer-in	Continuing/ Returning			
U.S. Nonresident	<input type="text"/>	<input type="text"/>	<input type="text"/>	0	<input type="text"/>	0
Hispanic/Latino	3	5	5	13	<input type="text"/>	13
American Indian or Alaska Native	<input type="text"/>	<input type="text"/>	<input type="text"/>	0	<input type="text"/>	0
Asian	1	2	1	4	<input type="text"/>	4
Black or African American	1	1	3	5	<input type="text"/>	5
Native Hawaiian or Other Pacific Islander	<input type="text"/>	<input type="text"/>	<input type="text"/>	0	<input type="text"/>	0
White	10	5	17	32	<input type="text"/>	32
Two or more races	2	2	3	7	<input type="text"/>	7
Race and ethnicity unknown	1	<input type="text"/>	3	4	<input type="text"/>	4
<b>Total women</b>	<b>18</b>	<b>15</b>	<b>32</b>	<b>65</b>	<b>0</b>	<b>65</b>

<b>Grand total (men+women)</b>	<b>25</b>	<b>17</b>	<b>43</b>	<b>85</b>	<b>0</b>	<b>85</b>
Grand total (men+women) 2020-21	22	23	38	83		83

Institution: University of Florida-Online (484473)

Part A - Fall Enrollment for Full-Time Undergraduate Students: CIP CODE:27.0000

Enrollment as of the institution's **official fall reporting date** or as of **October 15, 2022**

CIP CODE: 27.0000 – Mathematics and Statistics

Full-time undergraduate students

- Report Hispanic/Latino individuals of any race as Hispanic/Latino
- Report race for non-Hispanic/Latino individuals only

**Men**

Enrolled for <u>credit</u>	Degree/certificate-seeking			Total degree/certificate-seeking	Non-degree/ non-certificate-seeking	Total, Full-time <u>undergraduate</u> students
	First-time	Non-first-time				
		Transfer-in	Continuing/ Returning			
U.S. Nonresident	<input type="text"/>	<input type="text"/>	<input type="text"/>	0	<input type="text"/>	0
Hispanic/Latino	<input type="text" value="7"/>	<input type="text"/>	<input type="text" value="5"/>	12	<input type="text"/>	12
American Indian or Alaska Native	<input type="text"/>	<input type="text"/>	<input type="text"/>	0	<input type="text"/>	0
Asian	<input type="text" value="1"/>	<input type="text"/>	<input type="text" value="1"/>	2	<input type="text"/>	2
Black or African American	<input type="text"/>	<input type="text"/>	<input type="text"/>	0	<input type="text"/>	0
Native Hawaiian or Other Pacific Islander	<input type="text"/>	<input type="text"/>	<input type="text"/>	0	<input type="text"/>	0
White	<input type="text" value="9"/>	<input type="text"/>	<input type="text" value="6"/>	15	<input type="text"/>	15
Two or more races	<input type="text" value="2"/>	<input type="text"/>	<input type="text" value="1"/>	3	<input type="text"/>	3
Race/ethnicity unknown	<input type="text"/>	<input type="text"/>	<input type="text" value="1"/>	1	<input type="text"/>	1
<b>Total men</b>	<b>19</b>	<b>0</b>	<b>14</b>	<b>33</b>	<b>0</b>	<b>33</b>

**Women**

Enrolled for <u>credit</u>	Degree/certificate-seeking			Total degree/certificate-seeking	Non-degree/ non-certificate-seeking	Total, Full-time <u>undergraduate</u> students
	First-time	Non-first-time				
		Transfer-in	Continuing/ Returning			
U.S. Nonresident	<input type="text"/>	<input type="text"/>	<input type="text"/>	0	<input type="text"/>	0
Hispanic/Latino	<input type="text" value="2"/>	<input type="text"/>	<input type="text"/>	2	<input type="text"/>	2
American Indian or Alaska Native	<input type="text"/>	<input type="text"/>	<input type="text"/>	0	<input type="text"/>	0
Asian	<input type="text"/>	<input type="text"/>	<input type="text"/>	0	<input type="text"/>	0
Black or African American	<input type="text"/>	<input type="text"/>	<input type="text" value="1"/>	1	<input type="text"/>	1
Native Hawaiian or Other Pacific Islander	<input type="text"/>	<input type="text"/>	<input type="text"/>	0	<input type="text"/>	0
White	<input type="text" value="7"/>	<input type="text"/>	<input type="text"/>	7	<input type="text"/>	7
Two or more races	<input type="text"/>	<input type="text"/>	<input type="text" value="1"/>	1	<input type="text"/>	1
Race/ethnicity unknown	<input type="text"/>	<input type="text"/>	<input type="text"/>	0	<input type="text"/>	0
<b>Total women</b>	<b>9</b>	<b>0</b>	<b>2</b>	<b>11</b>	<b>0</b>	<b>11</b>

<b>Grand total (men+women)</b>	<b>28</b>	<b>0</b>	<b>16</b>	<b>44</b>	<b>0</b>	<b>44</b>
Grand total (men+women) 2020-21	19		4	23		23

Institution: University of Florida-Online (484473)

Part A - Fall Enrollment for Full-Time Undergraduate Students: CIP CODE:40.0000

Enrollment as of the institution's **official fall reporting date** or as of **October 15, 2022**

CIP CODE: 40.0000 – Physical Sciences

Full-time undergraduate students

- Report Hispanic/Latino individuals of any race as Hispanic/Latino
- Report race for non-Hispanic/Latino individuals only

**Men**

Enrolled for <u>credit</u>	Degree/certificate-seeking			Total degree/certificate-seeking	Non-degree/ non-certificate-seeking	Total, Full-time <u>undergraduate</u> students
	First-time	Non-first-time				
		Transfer-in	Continuing/ Returning			
U.S. Nonresident	<input type="text"/>	<input type="text"/>	<input type="text"/>	0	<input type="text"/>	0
Hispanic/Latino	<input type="text" value="1"/>	<input type="text"/>	<input type="text" value="3"/>	4	<input type="text"/>	4
American Indian or Alaska Native	<input type="text"/>	<input type="text"/>	<input type="text"/>	0	<input type="text"/>	0
Asian	<input type="text"/>	<input type="text"/>	<input type="text"/>	0	<input type="text"/>	0
Black or African American	<input type="text"/>	<input type="text"/>	<input type="text" value="1"/>	1	<input type="text"/>	1
Native Hawaiian or Other Pacific Islander	<input type="text"/>	<input type="text"/>	<input type="text"/>	0	<input type="text"/>	0
White	<input type="text" value="3"/>	<input type="text" value="2"/>	<input type="text" value="2"/>	7	<input type="text"/>	7
Two or more races	<input type="text"/>	<input type="text"/>	<input type="text" value="2"/>	2	<input type="text"/>	2
Race/ethnicity unknown	<input type="text"/>	<input type="text"/>	<input type="text"/>	0	<input type="text"/>	0
<b>Total men</b>	<b>4</b>	<b>2</b>	<b>8</b>	<b>14</b>	<b>0</b>	<b>14</b>

**Women**

Enrolled for <u>credit</u>	Degree/certificate-seeking			Total degree/certificate-seeking	Non-degree/ non-certificate-seeking	Total, Full-time <u>undergraduate</u> students
	First-time	Non-first-time				
		Transfer-in	Continuing/ Returning			
U.S. Nonresident	<input type="text"/>	<input type="text"/>	<input type="text"/>	0	<input type="text"/>	0
Hispanic/Latino	<input type="text"/>	<input type="text"/>	<input type="text"/>	0	<input type="text"/>	0
American Indian or Alaska Native	<input type="text"/>	<input type="text"/>	<input type="text"/>	0	<input type="text"/>	0
Asian	<input type="text"/>	<input type="text"/>	<input type="text"/>	0	<input type="text"/>	0
Black or African American	<input type="text"/>	<input type="text"/>	<input type="text" value="1"/>	1	<input type="text"/>	1
Native Hawaiian or Other Pacific Islander	<input type="text"/>	<input type="text"/>	<input type="text"/>	0	<input type="text"/>	0
White	<input type="text"/>	<input type="text"/>	<input type="text" value="7"/>	7	<input type="text"/>	7
Two or more races	<input type="text"/>	<input type="text"/>	<input type="text" value="1"/>	1	<input type="text"/>	1
Race/ethnicity unknown	<input type="text"/>	<input type="text"/>	<input type="text"/>	0	<input type="text"/>	0
<b>Total women</b>	<b>0</b>	<b>0</b>	<b>9</b>	<b>9</b>	<b>0</b>	<b>9</b>

<b>Grand total (men+women)</b>	<b>4</b>	<b>2</b>	<b>17</b>	<b>23</b>	<b>0</b>	<b>23</b>
Grand total (men+women) 2020-21		4	13	17		17



Institution: University of Florida-Online (484473)

Part A - Fall Enrollment for Full-Time Undergraduate Students: CIP CODE:52.0000

Enrollment as of the institution's **official fall reporting date** or as of **October 15, 2022**

CIP CODE: 52.0000 – Business, Management, Marketing and Related Support Services

Full-time undergraduate students

- Report Hispanic/Latino individuals of any race as Hispanic/Latino
- Report race for non-Hispanic/Latino individuals only

**Men**

Enrolled for <u>credit</u>	Degree/certificate-seeking			Total degree/certificate-seeking	Non-degree/ non-certificate-seeking	Total, Full-time <u>undergraduate</u> students
	First-time	Non-first-time				
		Transfer-in	Continuing/ Returning			
U.S. Nonresident	2			2		2
Hispanic/Latino	43	19	62	124		124
American Indian or Alaska Native				0		0
Asian	15		12	27		27
Black or African American	1	4	5	10		10
Native Hawaiian or Other Pacific Islander	1			1		1
White	83	22	141	246		246
Two or more races	8	2	9	19		19
Race/ethnicity unknown	3	2	1	6		6
<b>Total men</b>	<b>156</b>	<b>49</b>	<b>230</b>	<b>435</b>	<b>0</b>	<b>435</b>

**Women**

Enrolled for <u>credit</u>	Degree/certificate-seeking			Total degree/certificate-seeking	Non-degree/ non-certificate-seeking	Total, Full-time <u>undergraduate</u> students
	First-time	Non-first-time				
		Transfer-in	Continuing/ Returning			
U.S. Nonresident				0		0
Hispanic/Latino	26	10	33	69		69
American Indian or Alaska Native				0		0
Asian	9	1	6	16		16
Black or African American			3	3		3
Native Hawaiian or Other Pacific Islander				0		0
White	57	13	71	141		141
Two or more races	5	1	15	21		21
Race/ethnicity unknown	4	3	5	12		12
<b>Total women</b>	<b>101</b>	<b>28</b>	<b>133</b>	<b>262</b>	<b>0</b>	<b>262</b>

<b>Grand total (men+women)</b>	<b>257</b>	<b>77</b>	<b>363</b>	<b>697</b>	<b>0</b>	<b>697</b>
Grand total (men+women) 2020-21	211	64	251	526		526

Part A - Fall Enrollment for Part-time Undergraduate Students

Enrollment as of the institution's **official fall reporting date** or as of **October 15, 2022**

Part-time Undergraduate Students

Reporting Reminders:

- Report Hispanic/Latino individuals of any race as Hispanic/Latino
- Report race for non-Hispanic/Latino individuals only
- Even though Teacher Preparation certificate programs may require a bachelor's degree for admission, they are considered subbaccalaureate undergraduate programs, and students in these programs are undergraduate students.

**Men**

Enrolled for <u>credit</u>	Degree/certificate-seeking			Total degree/certificate-seeking	Non-degree/ non-certificate-seeking	Total, <u>part-time</u> <u>undergraduate</u> students
	First-time	Non-first-time				
		Transfer-in	Continuing/ Returning			
U.S. Nonresident	0	6	8	14		14
Hispanic/Latino	6	20	170	196	51	247
American Indian or Alaska Native				0		0
Asian	1	4	49	54	73	127
Black or African American	1	9	33	43	19	62
Native Hawaiian or Other Pacific Islander			1	1	2	3
White	16	75	487	578	158	736
Two or more races		5	28	33	5	38
Race and ethnicity unknown		13	36	49	1	50
<b>Total men</b>	<b>24</b>	<b>132</b>	<b>812</b>	<b>968</b>	<b>309</b>	<b>1,277</b>
Total men prior year	32	142	795	969	264	1,233

**Women**

Enrolled for <u>credit</u>	Degree/certificate-seeking			Total degree/certificate-seeking	Non-degree/ non-certificate-seeking	Total, <u>part-time</u> <u>undergraduate</u> students
	First-time	Non-first-time				
		Transfer-in	Continuing/ Returning			
U.S. Nonresident	1	2	12	15		15
Hispanic/Latino	11	34	186	231	84	315
American Indian or Alaska Native			2	2		2
Asian	5	6	35	46	67	113
Black or African American	2	13	61	76	34	110
Native Hawaiian or Other Pacific Islander				0		0
White	39	126	538	703	195	898
Two or more races	2	12	45	59	11	70
Race and ethnicity unknown	2	4	30	36	6	42
<b>Total women</b>	<b>62</b>	<b>197</b>	<b>909</b>	<b>1,168</b>	<b>397</b>	<b>1,565</b>
Total women prior year	49	174	864	1,087	394	1,481

<b>Grand total (men+women)</b>	<b>86</b>	<b>329</b>	<b>1,721</b>	<b>2,136</b>	<b>706</b>	<b>2,842</b>
Grand total (men+women) prior year	81	316	1,659	2,056	658	2,714

Institution: University of Florida-Online (484473)

Part A - Fall Enrollment for Part-time Undergraduate Students: CIP CODE:13.0000

Enrollment as of the institution's **official fall reporting date** or as of **October 15, 2022**

CIP CODE: 13.0000 – Education

Part-time undergraduate students

- Report Hispanic/Latino individuals of any race as Hispanic/Latino
- Report race for non-Hispanic/Latino individuals only

**Men**

Enrolled for <u>credit</u>	Degree/certificate-seeking			Total degree/certificate-seeking	Non-degree/ non-certificate-seeking	Total, <u>part-time</u> <u>undergraduate</u> students
	First-time	Non-first-time				
		Transfer-in	Continuing/ Returning			
<u>U.S. Nonresident</u>	<input type="text"/>	<input type="text"/>	<input type="text"/>	0	<input type="text"/>	0
<u>Hispanic/Latino</u>	<input type="text"/>	<input type="text"/>	<input type="text"/>	0	<input type="text"/>	0
<u>American Indian or Alaska Native</u>	<input type="text"/>	<input type="text"/>	<input type="text"/>	0	<input type="text"/>	0
<u>Asian</u>	<input type="text"/>	<input type="text"/>	<input type="text"/>	0	<input type="text"/>	0
<u>Black or African American</u>	<input type="text"/>	1	<input type="text"/>	1	<input type="text"/>	1
<u>Native Hawaiian or Other Pacific Islander</u>	<input type="text"/>	<input type="text"/>	<input type="text"/>	0	<input type="text"/>	0
<u>White</u>	<input type="text"/>	<input type="text"/>	9	9	<input type="text"/>	9
Two or more races	<input type="text"/>	<input type="text"/>	<input type="text"/>	0	<input type="text"/>	0
<u>Race/ethnicity unknown</u>	<input type="text"/>	1	<input type="text"/>	1	<input type="text"/>	1
<b>Total men</b>	<b>0</b>	<b>2</b>	<b>9</b>	<b>11</b>	<b>0</b>	<b>11</b>

**Women**

Enrolled for <u>credit</u>	Degree/certificate-seeking			Total degree/certificate-seeking	Non-degree/ non-certificate-seeking	Total, <u>part-time</u> <u>undergraduate</u> students
	First-time	Non-first-time				
		Transfer-in	Continuing/ Returning			
<u>U.S. Nonresident</u>	<input type="text"/>	<input type="text"/>	<input type="text"/>	0	<input type="text"/>	0
<u>Hispanic/Latino</u>	<input type="text"/>	3	13	16	<input type="text"/>	16
<u>American Indian or Alaska Native</u>	<input type="text"/>	<input type="text"/>	<input type="text"/>	0	<input type="text"/>	0
<u>Asian</u>	<input type="text"/>	<input type="text"/>	<input type="text"/>	0	<input type="text"/>	0
<u>Black or African American</u>	<input type="text"/>	2	4	6	<input type="text"/>	6
<u>Native Hawaiian or Other Pacific Islander</u>	<input type="text"/>	<input type="text"/>	<input type="text"/>	0	<input type="text"/>	0
<u>White</u>	<input type="text"/>	9	27	36	<input type="text"/>	36
Two or more races	<input type="text"/>	2	3	5	<input type="text"/>	5
<u>Race/ethnicity unknown</u>	<input type="text"/>	<input type="text"/>	2	2	<input type="text"/>	2
<b>Total women</b>	<b>0</b>	<b>16</b>	<b>49</b>	<b>65</b>	<b>0</b>	<b>65</b>

<b>Grand total (men+women)</b>	<b>0</b>	<b>18</b>	<b>58</b>	<b>76</b>	<b>0</b>	<b>76</b>
<b>Grand total (men+women) 2020-21</b>		22	30	52		52

Institution: University of Florida-Online (484473)

User ID: 88G4439

Part A - Fall Enrollment for Part-time Undergraduate Students: CIP CODE:26.0000

Enrollment as of the institution's **official fall reporting date** or as of **October 15, 2022**

CIP CODE: 26.0000 – Biological and Biomedical Sciences

Part-time undergraduate students

- Report Hispanic/Latino individuals of any race as Hispanic/Latino
- Report race for non-Hispanic/Latino individuals only

**Men**

Enrolled for <u>credit</u>	Degree/certificate-seeking			Total degree/certificate-seeking	Non-degree/ non-certificate-seeking	Total, <u>part-time</u> <u>undergraduate</u> students
	First-time	Non-first-time				
		Transfer-in	Continuing/ Returning			
<u>U.S. Nonresident</u>	<input type="text"/>	<input type="text"/>	<input type="text"/>	0	<input type="text"/>	0
<u>Hispanic/Latino</u>	<input type="text" value="2"/>	<input type="text" value="2"/>	<input type="text" value="12"/>	16	<input type="text"/>	16
<u>American Indian or Alaska Native</u>	<input type="text"/>	<input type="text"/>	<input type="text"/>	0	<input type="text"/>	0
<u>Asian</u>	<input type="text" value="1"/>	<input type="text"/>	<input type="text" value="4"/>	5	<input type="text"/>	5
<u>Black or African American</u>	<input type="text"/>	<input type="text"/>	<input type="text" value="1"/>	1	<input type="text"/>	1
<u>Native Hawaiian or Other Pacific Islander</u>	<input type="text"/>	<input type="text"/>	<input type="text" value="1"/>	1	<input type="text"/>	1
<u>White</u>	<input type="text" value="2"/>	<input type="text" value="4"/>	<input type="text" value="15"/>	21	<input type="text"/>	21
Two or more races	<input type="text"/>	<input type="text"/>	<input type="text" value="3"/>	3	<input type="text"/>	3
<u>Race and ethnicity unknown</u>	<input type="text"/>	<input type="text"/>	<input type="text"/>	0	<input type="text"/>	0
<b>Total men</b>	<b>5</b>	<b>6</b>	<b>36</b>	<b>47</b>	<b>0</b>	<b>47</b>

**Women**

Enrolled for <u>credit</u>	Degree/certificate-seeking			Total degree/certificate-seeking	Non-degree/ non-certificate-seeking	Total, <u>part-time</u> <u>undergraduate</u> students
	First-time	Non-first-time				
		Transfer-in	Continuing/ Returning			
<u>U.S. Nonresident</u>	<input type="text"/>	<input type="text"/>	<input type="text"/>	0	<input type="text"/>	0
<u>Hispanic/Latino</u>	<input type="text" value="2"/>	<input type="text" value="6"/>	<input type="text" value="17"/>	25	<input type="text"/>	25
<u>American Indian or Alaska Native</u>	<input type="text"/>	<input type="text"/>	<input type="text"/>	0	<input type="text"/>	0
<u>Asian</u>	<input type="text" value="1"/>	<input type="text"/>	<input type="text" value="3"/>	4	<input type="text"/>	4
<u>Black or African American</u>	<input type="text"/>	<input type="text" value="3"/>	<input type="text" value="5"/>	8	<input type="text"/>	8
<u>Native Hawaiian or Other Pacific Islander</u>	<input type="text"/>	<input type="text"/>	<input type="text"/>	0	<input type="text"/>	0
<u>White</u>	<input type="text" value="7"/>	<input type="text" value="8"/>	<input type="text" value="50"/>	65	<input type="text"/>	65
Two or more races	<input type="text"/>	<input type="text" value="1"/>	<input type="text" value="7"/>	8	<input type="text"/>	8
<u>Race and ethnicity unknown</u>	<input type="text" value="1"/>	<input type="text" value="1"/>	<input type="text" value="4"/>	6	<input type="text"/>	6
<b>Total women</b>	<b>11</b>	<b>19</b>	<b>86</b>	<b>116</b>	<b>0</b>	<b>116</b>

<b>Grand total (men+women)</b>	<b>16</b>	<b>25</b>	<b>122</b>	<b>163</b>	<b>0</b>	<b>163</b>
Grand total (men+women) 2020-21	8	20	113	141		141

Institution: University of Florida-Online (484473)

Part A - Fall Enrollment for Part-time Undergraduate Students: CIP CODE:27.0000

Enrollment as of the institution's **official fall reporting date** or as of **October 15, 2022**

CIP CODE: 27.0000 – Mathematics and Statistics

Part-time undergraduate students

- Report Hispanic/Latino individuals of any race as Hispanic/Latino
- Report race for non-Hispanic/Latino individuals only

**Men**

Enrolled for <u>credit</u>	Degree/certificate-seeking			Total degree/certificate-seeking	Non-degree/ non-certificate-seeking	Total, <u>part-time</u> <u>undergraduate</u> students
	First-time	Non-first-time				
		Transfer-in	Continuing/ Returning			
<u>U.S. Nonresident</u>	<input type="text"/>	<input type="text"/>	<input type="text"/>	0	<input type="text"/>	0
<u>Hispanic/Latino</u>	<input type="text"/>	<input type="text"/>	<input type="text"/>	0	<input type="text"/>	0
<u>American Indian or Alaska Native</u>	<input type="text"/>	<input type="text"/>	<input type="text"/>	0	<input type="text"/>	0
<u>Asian</u>	<input type="text"/>	<input type="text"/>	<input type="text"/>	0	<input type="text"/>	0
<u>Black or African American</u>	<input type="text"/>	<input type="text"/>	<input type="text"/>	0	<input type="text"/>	0
<u>Native Hawaiian or Other Pacific Islander</u>	<input type="text"/>	<input type="text"/>	<input type="text"/>	0	<input type="text"/>	0
<u>White</u>	<input type="text"/>	<input type="text"/>	<input type="text"/>	0	<input type="text"/>	0
Two or more races	<input type="text"/>	<input type="text"/>	<input type="text"/>	0	<input type="text"/>	0
<u>Race/ethnicity unknown</u>	<input type="text"/>	<input type="text"/>	<input type="text"/>	0	<input type="text" value="0"/>	0
<b>Total men</b>	<b>0</b>	<b>0</b>	<b>0</b>	<b>0</b>	<b>0</b>	<b>0</b>

**Women**

Enrolled for <u>credit</u>	Degree/certificate-seeking			Total degree/certificate-seeking	Non-degree/ non-certificate-seeking	Total, <u>part-time</u> <u>undergraduate</u> students
	First-time	Non-first-time				
		Transfer-in	Continuing/ Returning			
<u>U.S. Nonresident</u>	<input type="text"/>	<input type="text"/>	<input type="text"/>	0	<input type="text"/>	0
<u>Hispanic/Latino</u>	<input type="text"/>	<input type="text"/>	<input type="text"/>	0	<input type="text"/>	0
<u>American Indian or Alaska Native</u>	<input type="text"/>	<input type="text"/>	<input type="text"/>	0	<input type="text"/>	0
<u>Asian</u>	<input type="text"/>	<input type="text"/>	<input type="text"/>	0	<input type="text"/>	0
<u>Black or African American</u>	<input type="text"/>	<input type="text"/>	<input type="text"/>	0	<input type="text"/>	0
<u>Native Hawaiian or Other Pacific Islander</u>	<input type="text"/>	<input type="text"/>	<input type="text"/>	0	<input type="text"/>	0
<u>White</u>	<input type="text"/>	<input type="text"/>	<input type="text"/>	0	<input type="text"/>	0
Two or more races	<input type="text"/>	<input type="text"/>	<input type="text"/>	0	<input type="text"/>	0
<u>Race/ethnicity unknown</u>	<input type="text"/>	<input type="text"/>	<input type="text"/>	0	<input type="text" value="0"/>	0
<b>Total women</b>	<b>0</b>	<b>0</b>	<b>0</b>	<b>0</b>	<b>0</b>	<b>0</b>

<b>Grand total (men+women)</b>	<b>0</b>	<b>0</b>	<b>0</b>	<b>0</b>	<b>0</b>	<b>0</b>
Grand total (men+women) 2020-21	1			1		1

Institution: University of Florida-Online (484473)

Part A - Fall Enrollment for Part-time Undergraduate Students: CIP CODE:40.0000

Enrollment as of the institution's **official fall reporting date** or as of **October 15, 2022**

CIP CODE: 40.0000 – Physical Sciences

Part-time undergraduate students

- Report Hispanic/Latino individuals of any race as Hispanic/Latino
- Report race for non-Hispanic/Latino individuals only

**Men**

Enrolled for <u>credit</u>	Degree/certificate-seeking			Total degree/certificate-seeking	Non-degree/ non-certificate-seeking	Total, <u>part-time</u> <u>undergraduate</u> students
	First-time	Non-first-time				
		Transfer-in	Continuing/ Returning			
U.S. Nonresident	<input type="text"/>	<input type="text"/>	<input type="text" value="1"/>	1	<input type="text"/>	1
Hispanic/Latino	<input type="text"/>	<input type="text"/>	<input type="text" value="1"/>	1	<input type="text"/>	1
American Indian or Alaska Native	<input type="text"/>	<input type="text"/>	<input type="text"/>	0	<input type="text"/>	0
Asian	<input type="text"/>	<input type="text"/>	<input type="text"/>	0	<input type="text"/>	0
Black or African American	<input type="text"/>	<input type="text"/>	<input type="text" value="1"/>	1	<input type="text"/>	1
Native Hawaiian or Other Pacific Islander	<input type="text"/>	<input type="text"/>	<input type="text"/>	0	<input type="text"/>	0
White	<input type="text"/>	<input type="text" value="2"/>	<input type="text" value="15"/>	17	<input type="text"/>	17
Two or more races	<input type="text"/>	<input type="text"/>	<input type="text"/>	0	<input type="text"/>	0
Race and ethnicity unknown	<input type="text"/>	<input type="text"/>	<input type="text" value="3"/>	3	<input type="text"/>	3
<b>Total men</b>	<b>0</b>	<b>2</b>	<b>21</b>	<b>23</b>	<b>0</b>	<b>23</b>

**Women**

Enrolled for <u>credit</u>	Degree/certificate-seeking			Total degree/certificate-seeking	Non-degree/ non-certificate-seeking	Total, <u>part-time</u> <u>undergraduate</u> students
	First-time	Non-first-time				
		Transfer-in	Continuing/ Returning			
U.S. Nonresident	<input type="text"/>	<input type="text"/>	<input type="text"/>	0	<input type="text"/>	0
Hispanic/Latino	<input type="text"/>	<input type="text" value="3"/>	<input type="text" value="4"/>	7	<input type="text"/>	7
American Indian or Alaska Native	<input type="text"/>	<input type="text"/>	<input type="text"/>	0	<input type="text"/>	0
Asian	<input type="text"/>	<input type="text"/>	<input type="text" value="1"/>	1	<input type="text"/>	1
Black or African American	<input type="text"/>	<input type="text"/>	<input type="text"/>	0	<input type="text"/>	0
Native Hawaiian or Other Pacific Islander	<input type="text"/>	<input type="text"/>	<input type="text"/>	0	<input type="text"/>	0
White	<input type="text"/>	<input type="text" value="2"/>	<input type="text" value="13"/>	15	<input type="text"/>	15
Two or more races	<input type="text"/>	<input type="text"/>	<input type="text" value="1"/>	1	<input type="text"/>	1
Race and ethnicity unknown	<input type="text"/>	<input type="text"/>	<input type="text"/>	0	<input type="text"/>	0
<b>Total women</b>	<b>0</b>	<b>5</b>	<b>19</b>	<b>24</b>	<b>0</b>	<b>24</b>

<b>Grand total (men+women)</b>	<b>0</b>	<b>7</b>	<b>40</b>	<b>47</b>	<b>0</b>	<b>47</b>
Grand total (men+women) 2020-21		6	44	50		50

Institution: University of Florida-Online (484473)

Part A - Fall Enrollment for Part-time Undergraduate Students: CIP CODE:52.0000

Enrollment as of the institution's **official fall reporting date** or as of **October 15, 2022**

CIP CODE: 52.0000 – Business, Management, Marketing and Related Support Services

Part-time undergraduate students

- Report Hispanic/Latino individuals of any race as Hispanic/Latino
- Report race for non-Hispanic/Latino individuals only

**Men**

Enrolled for <u>credit</u>	Degree/certificate-seeking			Total degree/certificate-seeking	Non-degree/ non-certificate-seeking	Total, <u>part-time</u> <u>undergraduate</u> students
	First-time	Non-first-time				
		Transfer-in	Continuing/ Returning			
<u>U.S. Nonresident</u>	<input type="text"/>	<input type="text" value="1"/>	<input type="text" value="2"/>	3	<input type="text"/>	3
<u>Hispanic/Latino</u>	<input type="text" value="1"/>	<input type="text" value="5"/>	<input type="text" value="49"/>	55	<input type="text"/>	55
<u>American Indian or Alaska Native</u>	<input type="text"/>	<input type="text"/>	<input type="text"/>	0	<input type="text"/>	0
<u>Asian</u>	<input type="text"/>	<input type="text" value="1"/>	<input type="text" value="7"/>	8	<input type="text"/>	8
<u>Black or African American</u>	<input type="text"/>	<input type="text" value="2"/>	<input type="text" value="6"/>	8	<input type="text"/>	8
<u>Native Hawaiian or Other Pacific Islander</u>	<input type="text"/>	<input type="text"/>	<input type="text"/>	0	<input type="text"/>	0
<u>White</u>	<input type="text" value="3"/>	<input type="text" value="15"/>	<input type="text" value="135"/>	153	<input type="text"/>	153
Two or more races	<input type="text"/>	<input type="text"/>	<input type="text" value="5"/>	5	<input type="text"/>	5
<u>Race and ethnicity unknown</u>	<input type="text"/>	<input type="text" value="6"/>	<input type="text" value="9"/>	15	<input type="text"/>	15
<b>Total men</b>	<b>4</b>	<b>30</b>	<b>213</b>	<b>247</b>	<b>0</b>	<b>247</b>

**Women**

Enrolled for <u>credit</u>	Degree/certificate-seeking			Total degree/certificate-seeking	Non-degree/ non-certificate-seeking	Total, <u>part-time</u> <u>undergraduate</u> students
	First-time	Non-first-time				
		Transfer-in	Continuing/ Returning			
<u>U.S. Nonresident</u>	<input type="text"/>	<input type="text"/>	<input type="text" value="4"/>	4	<input type="text"/>	4
<u>Hispanic/Latino</u>	<input type="text"/>	<input type="text" value="4"/>	<input type="text" value="37"/>	41	<input type="text"/>	41
<u>American Indian or Alaska Native</u>	<input type="text"/>	<input type="text"/>	<input type="text" value="1"/>	1	<input type="text"/>	1
<u>Asian</u>	<input type="text" value="1"/>	<input type="text" value="1"/>	<input type="text" value="9"/>	11	<input type="text"/>	11
<u>Black or African American</u>	<input type="text"/>	<input type="text" value="3"/>	<input type="text" value="11"/>	14	<input type="text"/>	14
<u>Native Hawaiian or Other Pacific Islander</u>	<input type="text"/>	<input type="text"/>	<input type="text"/>	0	<input type="text"/>	0
<u>White</u>	<input type="text" value="3"/>	<input type="text" value="26"/>	<input type="text" value="118"/>	147	<input type="text"/>	147
Two or more races	<input type="text" value="1"/>	<input type="text" value="2"/>	<input type="text" value="6"/>	9	<input type="text"/>	9
<u>Race and ethnicity unknown</u>	<input type="text"/>	<input type="text"/>	<input type="text" value="8"/>	8	<input type="text"/>	8
<b>Total women</b>	<b>5</b>	<b>36</b>	<b>194</b>	<b>235</b>	<b>0</b>	<b>235</b>

<b>Grand total (men+women)</b>	<b>9</b>	<b>66</b>	<b>407</b>	<b>482</b>	<b>0</b>	<b>482</b>
Grand total (men+women) 2020-21	17	74	416	507		507

Institution: University of Florida-Online (484473)

User ID: 88G4439

## Part A - Fall Enrollment for Undergraduate Students Total

Enrollment as of the institution's **official fall reporting date** or as of **October 15, 2022**Undergraduate Students**Men**

Students enrolled for credit	Total full-time undergraduate students	Total part-time undergraduate students	Grand total, all undergraduate students
<u>U.S. Nonresident</u>	8	14	22
<u>Hispanic/Latino</u>	326	247	573
<u>American Indian or Alaska Native</u>	0	0	0
<u>Asian</u>	73	127	200
<u>Black or African American</u>	40	62	102
<u>Native Hawaiian or Other Pacific Islander</u>	1	3	4
<u>White</u>	685	736	1,421
Two or more races	64	38	102
<u>Race and ethnicity unknown</u>	22	50	72
<b>Total men</b>	<b>1,219</b>	<b>1,277</b>	<b>2,496</b>

**Women**

Students enrolled for credit	Total full-time students	Total part-time students	Grand total, all students
<u>U.S. Nonresident</u>	11	15	26
<u>Hispanic/Latino</u>	328	315	643
<u>American Indian or Alaska Native</u>	3	2	5
<u>Asian</u>	65	113	178
<u>Black or African American</u>	41	110	151
<u>Native Hawaiian or Other Pacific Islander</u>	1	0	1
<u>White</u>	732	898	1,630
Two or more races	79	70	149
<u>Race and ethnicity unknown</u>	35	42	77
<b>Total women</b>	<b>1,295</b>	<b>1,565</b>	<b>2,860</b>
<b>Grand Total (men+women)</b>	<b>2,514</b>	<b>2,842</b>	<b>5,356</b>



Institution: University of Florida-Online (484473)

User ID: 88G4439

## Part A - Fall Enrollment - Summary - Grand Totals

## Fall Enrollment Summary

## Men

Students enrolled for credit	Total full-time students	Total part-time students	Grand total, all students
<u>U.S. Nonresident</u>	8	14	22
<u>Hispanic/Latino</u>	326	247	573
<u>American Indian or Alaska Native</u>	0	0	0
<u>Asian</u>	73	127	200
<u>Black or African American</u>	40	62	102
<u>Native Hawaiian or Other Pacific Islander</u>	1	3	4
<u>White</u>	685	736	1,421
Two or more races	64	38	102
<u>Race and ethnicity unknown</u>	22	50	72
<b>Total men</b>	<b>1,219</b>	<b>1,277</b>	<b>2,496</b>

## Women

Students enrolled for credit	Total full-time students	Total part-time students	Grand total, all students
<u>U.S. Nonresident</u>	11	15	26
<u>Hispanic/Latino</u>	328	315	643
<u>American Indian or Alaska Native</u>	3	2	5
<u>Asian</u>	65	113	178
<u>Black or African American</u>	41	110	151
<u>Native Hawaiian or Other Pacific Islander</u>	1	0	1
<u>White</u>	732	898	1,630
Two or more races	79	70	149
<u>Race and ethnicity unknown</u>	35	42	77
<b>Total women</b>	<b>1,295</b>	<b>1,565</b>	<b>2,860</b>
<b>Grand Total (men+women)</b>	<b>2,514</b>	<b>2,842</b>	<b>5,356</b>

Institution: University of Florida-Online (484473)

User ID: 88G4439

## Part A - Fall Enrollment - Summary: CIP CODE:13.0000

**Fall Enrollment Totals**

CIP CODE: 13.0000 – Education

**Men**

Students enrolled for credit	Total full-time students	Total part-time students	Grand total, all students
<u>U.S. Nonresident</u>	0	0	0
<u>Hispanic/Latino</u>	3	0	3
<u>American Indian or Alaska Native</u>	0	0	0
<u>Asian</u>	1	0	1
<u>Black or African American</u>	0	1	1
<u>Native Hawaiian or Other Pacific Islander</u>	0	0	0
<u>White</u>	4	9	13
Two or more races	2	0	2
<u>Race and ethnicity unknown</u>	0	1	1
<b>Total men</b>	<b>10</b>	<b>11</b>	<b>21</b>

**Women**

Students enrolled for credit	Total full-time students	Total part-time students	Grand total, all students
<u>U.S. Nonresident</u>	0	0	0
<u>Hispanic/Latino</u>	10	16	26
<u>American Indian or Alaska Native</u>	0	0	0
<u>Asian</u>	1	0	1
<u>Black or African American</u>	4	6	10
<u>Native Hawaiian or Other Pacific Islander</u>	1	0	1
<u>White</u>	32	36	68
Two or more races	3	5	8
<u>Race and ethnicity unknown</u>	4	2	6
<b>Total women</b>	<b>55</b>	<b>65</b>	<b>120</b>
<b>Grand Total (men+women)</b>	<b>65</b>	<b>76</b>	<b>141</b>

Institution: University of Florida-Online (484473)

User ID: 88G4439

Part A - Fall Enrollment - Summary: CIP CODE:26.0000

**Fall Enrollment Totals**

CIP CODE: 26.0000 – Biological and Biomedical Sciences

**Men**

Students enrolled for credit	Total full-time students	Total part-time students	Grand total, all students
<u>U.S. Nonresident</u>	0	0	0
<u>Hispanic/Latino</u>	3	16	19
<u>American Indian or Alaska Native</u>	0	0	0
<u>Asian</u>	1	5	6
<u>Black or African American</u>	1	1	2
<u>Native Hawaiian or Other Pacific Islander</u>	0	1	1
<u>White</u>	13	21	34
Two or more races	2	3	5
<u>Race and ethnicity unknown</u>	0	0	0
<b>Total men</b>	<b>20</b>	<b>47</b>	<b>67</b>

**Women**

Students enrolled for credit	Total full-time students	Total part-time students	Grand total, all students
<u>U.S. Nonresident</u>	0	0	0
<u>Hispanic/Latino</u>	13	25	38
<u>American Indian or Alaska Native</u>	0	0	0
<u>Asian</u>	4	4	8
<u>Black or African American</u>	5	8	13
<u>Native Hawaiian or Other Pacific Islander</u>	0	0	0
<u>White</u>	32	65	97
Two or more races	7	8	15
<u>Race and ethnicity unknown</u>	4	6	10
<b>Total women</b>	<b>65</b>	<b>116</b>	<b>181</b>
<b>Grand Total (men+women)</b>	<b>85</b>	<b>163</b>	<b>248</b>

Institution: University of Florida-Online (484473)

User ID: 88G4439

## Part A - Fall Enrollment - Summary: CIP CODE:27.0000

**Fall Enrollment Totals**

CIP CODE: 27.0000 – Mathematics and Statistics

**Men**

Students enrolled for credit	Total full-time students	Total part-time students	Grand total, all students
<u>U.S. Nonresident</u>	0	0	0
<u>Hispanic/Latino</u>	12	0	12
<u>American Indian or Alaska Native</u>	0	0	0
<u>Asian</u>	2	0	2
<u>Black or African American</u>	0	0	0
<u>Native Hawaiian or Other Pacific Islander</u>	0	0	0
<u>White</u>	15	0	15
Two or more races	3	0	3
<u>Race and ethnicity unknown</u>	1	0	1
<b>Total men</b>	<b>33</b>	<b>0</b>	<b>33</b>

**Women**

Students enrolled for credit	Total full-time students	Total part-time students	Grand total, all students
<u>U.S. Nonresident</u>	0	0	0
<u>Hispanic/Latino</u>	2	0	2
<u>American Indian or Alaska Native</u>	0	0	0
<u>Asian</u>	0	0	0
<u>Black or African American</u>	1	0	1
<u>Native Hawaiian or Other Pacific Islander</u>	0	0	0
<u>White</u>	7	0	7
Two or more races	1	0	1
<u>Race and ethnicity unknown</u>	0	0	0
<b>Total women</b>	<b>11</b>	<b>0</b>	<b>11</b>
<b>Grand Total (men+women)</b>	<b>44</b>	<b>0</b>	<b>44</b>

Institution: University of Florida-Online (484473)

User ID: 88G4439

## Part A - Fall Enrollment - Summary: CIP CODE:40.0000

**Fall Enrollment Totals**

CIP CODE: 40.0000 – Physical Sciences

**Men**

Students enrolled for credit	Total full-time students	Total part-time students	Grand total, all students
<u>U.S. Nonresident</u>	0	1	1
<u>Hispanic/Latino</u>	4	1	5
<u>American Indian or Alaska Native</u>	0	0	0
<u>Asian</u>	0	0	0
<u>Black or African American</u>	1	1	2
<u>Native Hawaiian or Other Pacific Islander</u>	0	0	0
<u>White</u>	7	17	24
Two or more races	2	0	2
<u>Race and ethnicity unknown</u>	0	3	3
<b>Total men</b>	<b>14</b>	<b>23</b>	<b>37</b>

**Women**

Students enrolled for credit	Total full-time students	Total part-time students	Grand total, all students
<u>U.S. Nonresident</u>	0	0	0
<u>Hispanic/Latino</u>	0	7	7
<u>American Indian or Alaska Native</u>	0	0	0
<u>Asian</u>	0	1	1
<u>Black or African American</u>	1	0	1
<u>Native Hawaiian or Other Pacific Islander</u>	0	0	0
<u>White</u>	7	15	22
Two or more races	1	1	2
<u>Race and ethnicity unknown</u>	0	0	0
<b>Total women</b>	<b>9</b>	<b>24</b>	<b>33</b>
<b>Grand Total (men+women)</b>	<b>23</b>	<b>47</b>	<b>70</b>

Institution: University of Florida-Online (484473)

User ID: 88G4439

## Part A - Fall Enrollment - Summary: CIP CODE:52.0000

**Fall Enrollment Totals**

CIP CODE: 52.0000 – Business, Management, Marketing and Related Support Services

**Men**

Students enrolled for credit	Total full-time students	Total part-time students	Grand total, all students
<u>U.S. Nonresident</u>	2	3	5
<u>Hispanic/Latino</u>	124	55	179
<u>American Indian or Alaska Native</u>	0	0	0
<u>Asian</u>	27	8	35
<u>Black or African American</u>	10	8	18
<u>Native Hawaiian or Other Pacific Islander</u>	1	0	1
<u>White</u>	246	153	399
Two or more races	19	5	24
<u>Race and ethnicity unknown</u>	6	15	21
<b>Total men</b>	<b>435</b>	<b>247</b>	<b>682</b>

**Women**

Students enrolled for credit	Total full-time students	Total part-time students	Grand total, all students
<u>U.S. Nonresident</u>	0	4	4
<u>Hispanic/Latino</u>	69	41	110
<u>American Indian or Alaska Native</u>	0	1	1
<u>Asian</u>	16	11	27
<u>Black or African American</u>	3	14	17
<u>Native Hawaiian or Other Pacific Islander</u>	0	0	0
<u>White</u>	141	147	288
Two or more races	21	9	30
<u>Race and ethnicity unknown</u>	12	8	20
<b>Total women</b>	<b>262</b>	<b>235</b>	<b>497</b>
<b>Grand Total (men+women)</b>	<b>697</b>	<b>482</b>	<b>1,179</b>

Institution: University of Florida-Online (484473)

User ID: 88G4439

Part A - Fall Enrollment- Gender Unknown or another gender than Men/Women categories

**Part A - Fall Enrollment - Gender Unknown or another gender than Provided Categories**

- The 'gender unknown' category is to report students for whom the institution does not know a gender.
- Institutions should not ask students that do not select a binary gender to allocate themselves to a binary gender category; it is up to the institution to allocate unknown students and students that indicate another gender into the binary categories throughout the forms where required. One commonly used method to allocate students is to use the known portion of men to women.

Is your institution able to report another gender for the 2022-23 data collection? If you indicate 'No', your institution should leave the cells in the rows for 'Another gender' blank (i.e., do not report 0). If you indicate 'Yes', but no students identified as another gender, please enter '0'.

Undergraduate students:

- Yes
- No

Of the total students reported, how many students did you allocate to a binary gender category (Men/Women) because their gender was unknown or another gender than the provided categories?

		Number of students
		Undergraduate students
<b>Grand total</b>		<b>5,356</b>
	Gender unknown (i.e., gender information is not known or not collected).	<input type="text" value="0"/>
	<b>Another gender</b> (i.e., gender information is known but does not fall into either of the mutually exclusive binary categories provided [Men/Women]).	<input type="text"/>
	<b>Total of Gender unknown + Another gender</b>	<b>0</b>
	<b>Total of Students for whom gender is known and falls into one of the mutually exclusive binary categories provided [Men/Women]</b>	<b>5,356</b>


Institution: University of Florida-Online (484473)

User ID: 88G4439

Part A - Fall Enrollment by Distance Education Status

Enrollment as of the institution's **official fall reporting date** or as of October 15, 2022

	Undergraduate Students	
	Degree/certificate-seeking	Non-degree/non-certificate-seeking
<b>i</b> Enrolled <i>exclusively</i> in <u>distance education courses</u>	4,650	706
Enrolled in <i>at least one</i> but not all distance education courses	<input type="text"/>	<input type="text"/>
<i>Not enrolled</i> in any distance education courses	0	0
<b>Total (from prior part A screens)</b>	<b>4,650</b>	<b>706</b>

 You may use the box below to provide additional context for the data you have reported above. Context notes will be posted on the College Navigator website. Therefore, you should write all context notes using proper grammar (e.g., complete sentences with punctuation) and common language that can be easily understood by students and parents (e.g., spell out acronyms).



Institution: University of Florida-Online (484473)

User ID: 88G4439

Part A - Fall Enrollment by Distance Education Status

Of those students *exclusively* enrolled in distance education courses, report the number that are:

		Undergraduate Students	
		Degree/certificate-seeking	Non-degree/non-certificate-seeking
Located in	FL	3,864	704
Located in the U.S. but not in	FL	589	0
Located in the U.S. but state/jurisdiction unknown		39	2
Located outside the U.S.		158	0
Location unknown/unreported		0	0
<b>Total students exclusively enrolled in distance education (from section above)</b>		<b>4,650</b>	<b>706</b>

Institution: University of Florida-Online (484473)

User ID: 88G4439

Part B - Fall Enrollment by Age and Gender for Full-time Undergraduate Students

Enrollment as of the institution's **official fall reporting date** or as of **October 15, 2022**

NOTE: These data are **optional** this year.

Age	Full-time Undergraduate Students	
	Men	Women
Under 18	5	4
18-19	597	594
20-21	288	296
22-24	179	192
25-29	82	90
30-34	35	51
35-39	21	32
40-49	9	21
50-64	3	14
65 and over		1
Age unknown/unreported	0	0
<b>Total full-time undergraduate students (from part A)</b>	<b>1,219</b>	<b>1,295</b>

Institution: University of Florida-Online (484473)

User ID: 88G4439

Part B - Fall Enrollment by Age and Gender for Part-time Undergraduate Students

Enrollment as of the institution's **official fall reporting date** or as of **October 15, 2022**

NOTE: These data are **optional** this year.

Age	Part-time Undergraduate Students	
	Men	Women
Under 18	235	300
18-19	132	185
20-21	95	133
22-24	167	200
25-29	202	228
30-34	166	169
35-39	115	110
40-49	125	163
50-64	34	74
65 and over	6	3
Age unknown/unreported	0	0
<b>Total part-time undergraduate students (from part A)</b>	<b>1,277</b>	<b>1,565</b>


Institution: University of Florida-Online (484473)

User ID: 88G4439

## Part C - Screening Question

Did any of your **first-time degree/certificate-seeking undergraduate** students (reported in Part A) enroll within 12 months of graduating high school or receiving their GED?

- No, we do not have any first-time students who enrolled within 12 months of their high school graduation.
- Yes, we have first-time students who enrolled within 12 months of their high school graduation.

 You may use the box below to provide additional context for the data you have reported above. Context notes will be posted on the College Navigator website. Therefore, you should write all context notes using proper grammar (e.g., complete sentences with punctuation) and common language that can be easily understood by students and parents (e.g., spell out acronyms).

Institution: University of Florida-Online (484473)

User ID: 88G4439

Part C - Residence of First-time Undergraduates

Enrollment as of the institution's **official fall reporting date** or as of **October 15, 2022**

Enter at **least one** zero, where applicable, to verify that the screen has not been skipped.

State of <u>residence</u> when student was first admitted	FIPS Code	<b>i</b> Total <u>first-time</u> degree/certificate-seeking undergraduates (1)	Of students in column 1, those who enrolled within 12 months of high school graduation or receiving their GED (2)
Alabama	01	<input type="text"/>	<input type="text"/>
Alaska	02	<input type="text"/>	<input type="text"/>
Arizona	04	<input type="text"/>	<input type="text"/>
Arkansas	05	<input type="text"/>	<input type="text"/>
California	06	<input type="text" value="2"/>	<input type="text" value="2"/>
Colorado	08	<input type="text"/>	<input type="text"/>
Connecticut	09	<input type="text" value="2"/>	<input type="text" value="2"/>
Delaware	10	<input type="text"/>	<input type="text"/>
District of Columbia	11	<input type="text" value="1"/>	<input type="text" value="1"/>
Florida	12	<input type="text" value="765"/>	<input type="text" value="738"/>
Georgia	13	<input type="text" value="8"/>	<input type="text" value="7"/>
Hawaii	15	<input type="text"/>	<input type="text"/>
Idaho	16	<input type="text" value="1"/>	<input type="text" value="1"/>
Illinois	17	<input type="text" value="11"/>	<input type="text" value="11"/>
Indiana	18	<input type="text" value="2"/>	<input type="text" value="1"/>
Iowa	19	<input type="text"/>	<input type="text"/>
Kansas	20	<input type="text"/>	<input type="text"/>
Kentucky	21	<input type="text" value="1"/>	<input type="text" value="1"/>
Louisiana	22	<input type="text"/>	<input type="text"/>
Maine	23	<input type="text"/>	<input type="text"/>

Institution: University of Florida-Online (484473)

User ID: 88G4439

Part C - Residence of First-time Undergraduates

Enrollment as of the institution's **official fall reporting date** or as of **October 15, 2022**

Enter at **least one** zero, where applicable, to verify that the screen has not been skipped.

State of <u>residence</u> when student was first admitted	FIPS Code	Total <u>first-time</u> degree/certificate-seeking undergraduates (1)	Of students in column 1, those who enrolled within 12 months of high school graduation or receiving their GED (2)
Maryland	24	<input type="text" value="2"/>	<input type="text" value="2"/>
Massachusetts	25	<input type="text" value="2"/>	<input type="text" value="2"/>
Michigan	26	<input type="text"/>	<input type="text"/>
Minnesota	27	<input type="text"/>	<input type="text"/>
Mississippi	28	<input type="text"/>	<input type="text"/>
Missouri	29	<input type="text"/>	<input type="text"/>
Montana	30	<input type="text"/>	<input type="text"/>
Nebraska	31	<input type="text"/>	<input type="text"/>
Nevada	32	<input type="text" value="1"/>	<input type="text" value="1"/>
New Hampshire	33	<input type="text"/>	<input type="text"/>
New Jersey	34	<input type="text" value="18"/>	<input type="text" value="18"/>
New Mexico	35	<input type="text"/>	<input type="text"/>
New York	36	<input type="text" value="19"/>	<input type="text" value="18"/>
North Carolina	37	<input type="text" value="5"/>	<input type="text" value="4"/>
North Dakota	38	<input type="text"/>	<input type="text"/>
Ohio	39	<input type="text" value="1"/>	<input type="text" value="1"/>
Oklahoma	40	<input type="text"/>	<input type="text"/>
Oregon	41	<input type="text"/>	<input type="text"/>
Pennsylvania	42	<input type="text" value="4"/>	<input type="text" value="4"/>
Rhode Island	44	<input type="text" value="1"/>	<input type="text" value="1"/>

Institution: University of Florida-Online (484473)


User ID: 88G4439

Part C - Residence of First-time Undergraduates

Enrollment as of the institution's **official fall reporting date** or as of **October 15, 2022**

Enter at least one zero, where applicable, to verify that the screen has not been skipped.

State of <u>residence</u> when student was first admitted	FIPS Code	Total <u>first-time</u> degree/certificate-seeking undergraduates (1)	Of students in column 1, those who enrolled within 12 months of high school graduation or receiving their GED (2)
South Carolina	45	<input type="text" value="2"/>	<input type="text" value="1"/>
South Dakota	46	<input type="text"/>	<input type="text"/>
Tennessee	47	<input type="text"/>	<input type="text"/>
Texas	48	<input type="text" value="6"/>	<input type="text" value="4"/>
Utah	49	<input type="text"/>	<input type="text"/>
Vermont	50	<input type="text" value="1"/>	<input type="text" value="1"/>
Virginia	51	<input type="text" value="12"/>	<input type="text" value="12"/>
Washington	53	<input type="text" value="2"/>	<input type="text" value="2"/>
West Virginia	54	<input type="text"/>	<input type="text"/>
Wisconsin	55	<input type="text" value="3"/>	<input type="text" value="1"/>
Wyoming	56	<input type="text"/>	<input type="text"/>
<u>State Unknown</u>	57	<input type="text" value="7"/>	<input type="text" value="7"/>
American Samoa	60	<input type="text"/>	<input type="text"/>
Federated States of Micronesia	64	<input type="text"/>	<input type="text"/>
Guam	66	<input type="text"/>	<input type="text"/>
Marshall Islands	68	<input type="text"/>	<input type="text"/>
Northern Marianas	69	<input type="text"/>	<input type="text"/>
Palau	70	<input type="text"/>	<input type="text"/>
Puerto Rico	72	<input type="text"/>	<input type="text"/>
Virgin Islands	78	<input type="text"/>	<input type="text"/>
Foreign Countries	90	<input type="text" value="7"/>	<input type="text" value="4"/>
Residence unknown/unreported	98	0	
<b>Total first-time degree/certificate-seeking undergraduates (from Part A)</b>		<b>886</b>	<b>847</b>

 You may use the box below to provide additional context for the data you have reported above. Context notes will be posted on the College Navigator website. Therefore, you should write all context notes using proper grammar (e.g., complete sentences with punctuation) and common language that can be easily understood by students and parents (e.g., spell out acronyms).

Institution: University of Florida-Online (484473)

User ID: 88G4439

## Part D - Total Undergraduate Entering Class

## Total Undergraduate Entering Class, Fall 2022

D1	Total full-time, first-time degree/certificate-seeking <u>undergraduates</u> from Part A (GR <u>cohort</u> )	800
D2	Total <u>first-time</u> degree/certificate-seeking undergraduates (full-time + part-time) from Part A	886
D3	Total <u>transfer-in (non-first-time entering)</u> , degree/certificate-seeking undergraduates (full-time + part-time) from Part A	640
D4	Total <u>non-degree/non-certificate-seeking</u> undergraduates (full-time + part-time) from Part A	706
D5	Of the total non-degree/non-certificate-seeking undergraduates displayed on line D4, <b>the number that are new to the institution in Fall 2022</b>	556
D6	Total <u>entering students</u> at the undergraduate level <b>Note:</b> This is calculated as first-time students (line D2) + students transferring to the institution (line D3) + non-degree/non-certificate-seeking undergraduates entering in Fall 2022 (line D5).	2,082
D7	Percentage of undergraduate entering class represented by your GR <u>cohort</u> (line D1/line D6)	38



Part E - First-time Bachelor's Cohort Retention Rates (Full-time)

**Retention Rates - Full-time, First-time Bachelor's Cohort from Fall 2021**

Academic reporters determine the cohort and retention as of the institution's official fall reporting date or as of October 15. Program reporters determine the cohort with enrollment any time between August 1 and October 31, 2021 and retention based on August 1, 2022.

The retention rate is calculated by the system after clicking "Save" on the screen. Exclusions are subtracted from and inclusions are added to the original cohort and the resulting adjusted cohort is used for calculating the retention rate.

Retention Data Reporting Reminders:

- Include only **full-time, first-time bachelor's** students in this cohort.
- Determine the full-time cohort using Fall 2021 status (e.g., if a student was full-time in Fall 2021, report them in the full-time cohort regardless of their Fall 2022 status).
- If there are no students to report in the cohort, enter zero. Do not leave the field blank.
- Report in the exclusions box (line E2a) the number of students from the cohort who left the institution for any of the following reasons: died or were totally and permanently disabled; to serve in the armed forces (including those called to active duty); to serve with a foreign aid service of the Federal Government (e.g., Peace Corps); or to serve on official church missions.
- Report in the inclusion box (line E2b) first-time bachelor's-seeking study abroad students who were excluded from the first-time cohort (line E1) but who have re-enrolled at the institution their second year.

FULL-TIME, FIRST-TIME BACHELOR'S COHORT RETENTION:			Prior year data (Fall 2020 cohort)	
<b>E1</b>	Full-time, first-time Fall 2021 bachelor's cohort	<input checked="" type="checkbox"/> <input type="text" value="979"/>	<b>667</b>	
<b>E2a</b>	<u>Exclusions</u> from the Fall 2021 cohort	<input type="text"/>	<b>0</b>	
<b>E2b</b>	Inclusion to the Fall 2021 cohort	<input type="text"/>	<b>0</b>	
<b>E3</b>	<b>Adjusted</b> Fall 2021 cohort (line E1- E2a + E2b)	<b>979</b>	<b>667</b>	
<b>E4</b>	Students from Fall 2021 cohort <b>still enrolled</b> as of Fall 2022	<input type="text" value="898"/>	<b>607</b>	
<b>E5</b>	Full-time, first-time Fall 2021 bachelor's cohort retention rate (line E4 / line E3)	<b>92</b> %	<b>91</b> %	

 The notes below provide context for the data you've reported above and **may** be posted on the College Navigator website.

Choose one option that best explains your data or choose "Not Applicable" if you do not wish to provide context notes. If none of the options provided explain your institution's data, then choose "Other" and write your own context notes. Therefore, you should write all context notes using proper grammar (e.g., complete sentences with punctuation) and common language that can be easily understood by students and parents (e.g., spell out acronyms).

Part E - First-time Bachelor's Cohort Retention Rates (Part-time)

**Retention Rates - Part-time, First-time Bachelor's Cohort from Fall 2021**

Academic reporters determine the cohort and retention as of the institution's official fall reporting date or as of October 15. Program reporters determine the cohort with enrollment any time between August 1 and October 31, 2021 and retention based on August 1, 2022.

The retention rate is calculated by the system after clicking "Save" on the screen. Exclusions are subtracted from the original cohort and the resulting adjusted cohort is used for calculating the retention rate.

Retention Data Reporting Reminders:

- Include only **part-time, first-time bachelor's** students in this cohort.
- Determine part-time using Fall 2021 attendance status (e.g., if a student was part-time in Fall 2021, report them in the part-time cohort regardless of their Fall 2022 status).
- If there are no students to report in the cohort, enter zero. Do not leave the field blank.
- Report in the exclusions box (line E7a) the number of students from the cohort who left the institution for any of the following reasons: died or were totally and permanently disabled; to serve in the armed forces (including those called to active duty); to serve with a foreign aid service of the Federal Government (e.g., Peace Corps); or to serve on official church missions.
- Report in the inclusion box (line E7b) first-time bachelor's-seeking study abroad students who were excluded from the first-time cohort (line E6) but who have re-enrolled at the institution their second year.

PART-TIME, FIRST-TIME BACHELOR'S COHORT RETENTION:			Prior year data (Fall 2020 cohort)	
<b>E6</b>	Part-time, first-time Fall 2021 bachelor's cohort	<input checked="" type="checkbox"/> <input type="text" value="81"/>	51	
<b>E7a</b>	<u>Exclusions</u> from the Fall 2021 cohort	<input type="text"/>	0	
<b>E7b</b>	Inclusions to the Fall 2021 cohort	<input type="text"/>	0	
<b>E8</b>	<b>Adjusted</b> Fall 2021 cohort (line E6 - E7a + E7b)	<b>81</b>	<b>51</b>	
<b>E9</b>	Students from Fall 2021 cohort <b>still enrolled</b> as of Fall 2022	<input type="text" value="70"/>	41	
<b>E10</b>	Part-time, first-time Fall 2021 bachelor's cohort retention rate (line E9 / line E8)	<b>86</b> %	<b>80</b> %	

 The notes below provide context for the data you've reported above and **may** be posted on the College Navigator website.

Choose one option that best explains your data or choose "Not Applicable" if you do not wish to provide context notes. If none of the options provided explain your institution's data, then choose "Other" and write your own context notes. Therefore, you should write all context notes using proper grammar (e.g., complete sentences with punctuation) and common language that can be easily understood by students and parents (e.g., spell out acronyms).

Institution: University of Florida-Online (484473)

### Part F - Student-to-Faculty Ratio

#### Student-to-Faculty Ratio

Please provide your institution's student-to-faculty ratio (i.e., student-to-instructional staff) for undergraduate programs for Fall 2022. The student-to-faculty ratio and any accompanying context that is provided will be displayed on College Navigator.

Note: Logic in this item is similar to item I-2 from the Common Data Set data collection.

Click [here](#) to use a worksheet to help you determine the student-to-faculty ratio

Student-to-faculty ratio



54

to 1

Student-to-faculty ratio prior year

49

to 1

You may use the box below to provide additional context for the data you have reported above. Context notes will be posted on the College Navigator website. Therefore, you should write all context notes using proper grammar (e.g., complete sentences with punctuation) and common language that can be easily understood by students and parents (e.g., spell out acronyms).

Institution: University of Florida-Online (484473)

User ID: 88G4439

Prepared by

Reporting Reminders:

- The name of the preparer is being collected so that we can follow up with the appropriate person in the event that there are questions concerning the data.
- The Keyholder will be copied on all email correspondence to other preparers.
- The time it took to prepare this component is being collected so that we can continue to improve our estimate of the reporting burden associated with IPEDS.
- Please include in your estimate the time it took for you to review instructions, query and search data sources, complete and review the component, and submit the data through the Data Collection System.
- Thank you for your assistance.

This survey component was prepared by:

<input type="radio"/>	Keyholder	<input type="radio"/>	SFA Contact	<input type="radio"/>	HR Contact
<input type="radio"/>	Finance Contact	<input type="radio"/>	Academic Library Contact	<input checked="" type="radio"/>	Other
Name:		<input type="text" value="ulrich adegbola"/>			
Email:		<input type="text" value="ulylerich@ufl.edu"/>			

How many staff from your institution only were involved in the data collection and reporting process of this survey component?

Number of Staff (including yourself)

How many hours did you and others from your institution only spend on each of the steps below when responding to this survey component?  
*Exclude the hours spent collecting data for state and other reporting purposes.*

Staff member	Collecting Data Needed	Revising Data to Match IPEDS Requirements	Entering Data	Revising and Locking Data
Your office	<input type="text" value="6.00"/> hours	<input type="text" value="12.00"/> hours	<input type="text" value="8.00"/> hours	<input type="text" value="2.00"/> hours
Other offices	<input type="text"/> hours	<input type="text"/> hours	<input type="text"/> hours	<input type="text"/> hours

Institution: University of Florida-Online (484473)

User ID: 88G4439

## Summary

### Fall Enrollment Survey Summary

IPEDS collects important information regarding your institution. All data reported in IPEDS survey components become available in the IPEDS Data Center and appear as aggregated data in various Department of Education reports. Additionally, some of the reported data appears specifically for your institution through the College Navigator website and is included in your institution's Data Feedback Report (DFR). The purpose of this summary is to provide you an opportunity to view some of the data that, when accepted through the IPEDS quality control process, will appear on the College Navigator website and/or your DFR. College Navigator is updated approximately three months after the data collection period closes and Data Feedback Reports will be available through the [Data Center](#) and sent to your institution's CEO in November 2023.

Please review your data for accuracy. If you have questions about the data displayed below after reviewing the data reported on the survey screens, please contact the IPEDS Help Desk at: 1-877-225-2568 or [ipedshelp@rti.org](mailto:ipedshelp@rti.org).

## Four-Year Institutions without Graduate Students

Undergraduate Student Enrollment	
Total enrollment	5,356
Transfer-in enrollment	640
Student-to-faculty ratio	54 to 1

Undergraduate Student Characteristics	
Percent of undergraduates who are female	53%
Percent of undergraduates who are full-time	47%
Percent of undergraduates by race/ethnicity:	
American Indian or Alaska Native	0%
Asian	7%
Black or African American	5%
Hispanic/Latino	23%
Native Hawaiian or Pacific Islander	0%
White	57%
Two or More Races	5%
Race and ethnicity unknown	3%
U.S. Nonresident	1%
Percent of first-time degree/certificate seeking students from in state	86%
Percent of first-time degree/certificate seeking students from out-of-state	13%
Percent of first-time degree/certificate seeking students from foreign countries	1%
Percent of first-time degree/certificate seeking students residency unknown	0%

Undergraduate Retention and Graduation Rate Cohort	
First-time, full-time bachelor's seeking student retention rate	92%
First-time, part-time bachelor's seeking student retention rate	86%
Graduation rate cohort as percent of total entering students	38%

Edit Report

Fall Enrollment

Source	Description	Severity	Resolved	Options
<b>Screen: Fall Enrollment - CIP CODE Selection</b>				
Screen Entry	You indicated that your institution does not enroll students in Engineering fields, but your Completions data reported during the fall collection includes completers in Engineering majors. Please correct your data or provide an explanation for this discrepancy. (Error #6128)	Explanation	Yes	
Reason	The data has been verified and is accurate. There was no enrollment this Fall in CIP 14.0000. you have already accepted this error.			
Upload File	You indicated that your institution enrolls students in Mathematics fields, but your Completions data reported during the fall collection does not include any completers in Mathematics majors. Please correct your data or provide an explanation for this discrepancy. (Error #6131)	Explanation	Yes	
Reason	The University of Florida Online is new and UF Online students may not yet have completed their degrees in some major fields of study. You have already accepted this error.			
<b>Screen: Part E - First-time Bachelor's Cohort Retention Rates (Full-time)</b>				
Screen Entry	The full-time, first-time bachelor's cohort reported in Part E (979) is outside the expected range when compared with the prior year value (Fall 2020 cohort). Please correct your data or explain. (Error #6164)	Explanation	Yes	
Reason	The total full-time, first-time Fall 2021 bachelor's cohort has been reviewed and is correct. This Match the grand total (Men+Women) submitted last year.			
<b>Screen: Part E - First-time Bachelor's Cohort Retention Rates (Part-time)</b>				
Screen Entry	The part-time, first-time bachelor's cohort reported in Part E (81) is outside the expected range when compared with the prior year value (Fall 2020 cohort). Please correct your data or explain. (Error #6805)	Explanation	Yes	
Reason	The total part-time, first-time Fall 2021 bachelor's cohort has been reviewed and is correct. This Match the grand total (Men+Women) submitted last year.			
<b>Screen: Part F - Student-to-Faculty Ratio</b>				
Screen Entry	The student-to-faculty ratio is larger than expected. Please correct your data or contact the IPEDS Help Desk for assistance. (Error #6154)	Fatal	Yes	
Reason	Overridden by administrator. Institution confirms data to be accurate. Student enrollment increased while faculty has slightly decreased. SY			